

MERRYFAIR®




ISO 9001
Certified Company

Authorized Distributor : BIF Hong Kong Co., Ltd.

Tel. : (852) 2721 4284

Fax.: (852) 2827 9119

Email : info@bif.com.hk

 (852) 9542 3980



MERRYFAIR reserves the right to introduce modifications and withdraw models for continuous improvements without prior notice.

TURINI

SEATING EXCELLENCE AT WORK

MERRYFAIR®

furniture

BIF

www.bif.com.hk



Turini offers a respite from the cold angular lines and technical nature of usual public seatings. Turini's beauty is not just skin deep, its simple elegant design combines form and function. The deep scoop shape characterises Turini's unique design, while providing a comfortable fit to body shape.

A polished aluminum rim around an elliptical opening lends a premium detail, while providing robust strength for heavy public use.

COMFORT. The deep curved shell fits comfortably to our body shape but also makes it impossible for users to sleep lying on it, deterring vagrants. Usually, this would require added armrests.

LOW MAINTENANCE. The elliptical opening is a distinguishing feature of Turini, and functions to prevent trapping of dirt and debris thereby assisting cleaning.

SOIL PROOF. An optional TPE (Thermoplastic Elastomer) shell gives a soft-touch feel while offering resistance to unavoidable spills of water, coffee or other liquids. Wipes dry instantly and does not stain permanently. Definitely much easier to maintain than fabric upholstery.

Worn out seat and back pads can be easily replaced on site, using a common screwdriver.



2 base options give Turini very different personalities.

A beam base for linked seating is most suited for high density and high-traffic waiting areas.

A Trumpet base with auto-return column makes a design statement in more private, 1st class lounges.



2 types of seating surfaces are available to further customise Turini.

Upholstered padding in Fabric, Leather, or Vinyl.

Soft-touch TPE (Thermoplastic Elastomer) shell in 3 colours for resistance to soiling and staining.

Seat and Back shells are separate, to allowing mixing and matching different seat and back material and colours.





Quality Specifications

Exterior main shell of polypropylene in black. (100% recyclable)

Inner shells of polypropylene (100% recyclable).

Upholstered seat and back padding in fabric, leather or vinyl on 20mm polyurethane foam. Worn out pads can be replaced on site, using a common screwdriver.

Optional soft-touch shells of TPE (Thermoplastic Elastomer) in 3 standard colour options: black, grey and mango. (100% recyclable)

Frame of diecast aluminum in polished finish. (100% recyclable)

Beam structure of rectangular section steel in black epoxy powder-coat.

Legs of diecast aluminum in polished finish. (100% recyclable)

Height-adjustable feet of black polypropylene, for levelling on uneven floors.

Environmental

Almost all components (up to 95% in 651B3A00J) can be easily disassembled using normal tools and separated into 100% recyclable materials (PP, aluminum, steel).

Recycled material content is also used in manufacture where possible (up to 28% for 651B3A00J). No PVC is used.

Safety & Durability

Turini is designed and certified to BIFMA X5.4:2005 standards for durability and safety.

Lounge Swivel Seating



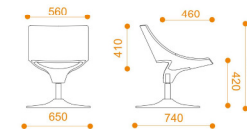
TPE Seat
TPE Back
651NAA00AL



Upholstered Seat
Upholstered Back
652NAA00AL



Upholstered Seat
TPE Back
653NAA00AL



Beam-linked Seating

TPE Seat
TPE Back
651B_A00J



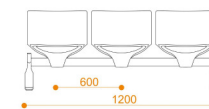
2-Seater
65_B2A00J



Upholstered Seat
Upholstered Back
652B_A00J



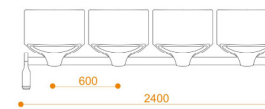
3-Seater
65_B3A00J



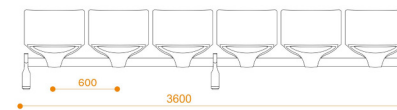
Upholstered Seat
TPE Back
653B_A00J



4-Seater
65_B4A00J



6-Seater
65_B6A00J

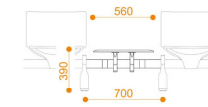


Beam Accessories

Side table
W330 x L510
TS1



Turn table
Dia. 560mm
TT1



TPE Shell Colours

3 standard colours.
Other colours available,
subject to order quantity
requirements.



Black

Grey

Mango