


MERRYFAIR®

Authorized Distributor : BIF Hong Kong Co., Ltd.

Tel. : (852) 2721 4284

Fax.: (852) 2827 9119

Email : info@bif.com.hk

 (852) 9542 3980



ISO 9001
Certified Company



SEATING EXCELLENCE AT WORK

domino




MERRYFAIR®

furniture

BIF

www.bif.com.hk




The *Domino* lounge system is based on a *Corner module* and a *Linear module*. By simply using these two modules, one can configure an infinite variety of layouts, from basic row seating to unique creative designs. A large seat installation resembles a fascinating terrain of textile cushions.

This sharp looking system is perfect for semi-casual waiting, breakout or entertainment applications.

Corporate reception lobby, Hotel lobby, Music lounges, Chill bars, Country clubs, Showrooms.

Each module is securely connected to its neighbour using an integrated linking bracket which can be refastened by an Allen key. You can easily reconfigure the seating layout on site with just one tool.

Corner module has two right-angled backrests, that double as an armrest on one side. Generous armrest width allows impromptu support for computer notebooks, drinks and friends!



As individual furniture, Domino's flared form gives it a sculptural presence in any surrounding.


Coffee tables, a side table and a pouf complement the Domino lounge modules.



Coffee Table has an attractive yet durable glass top, framed by a protective steel rim, on a matching black PP base. Glass top provide an easy-to-clean surface. Coffee tables can be arrayed together to increase table space.

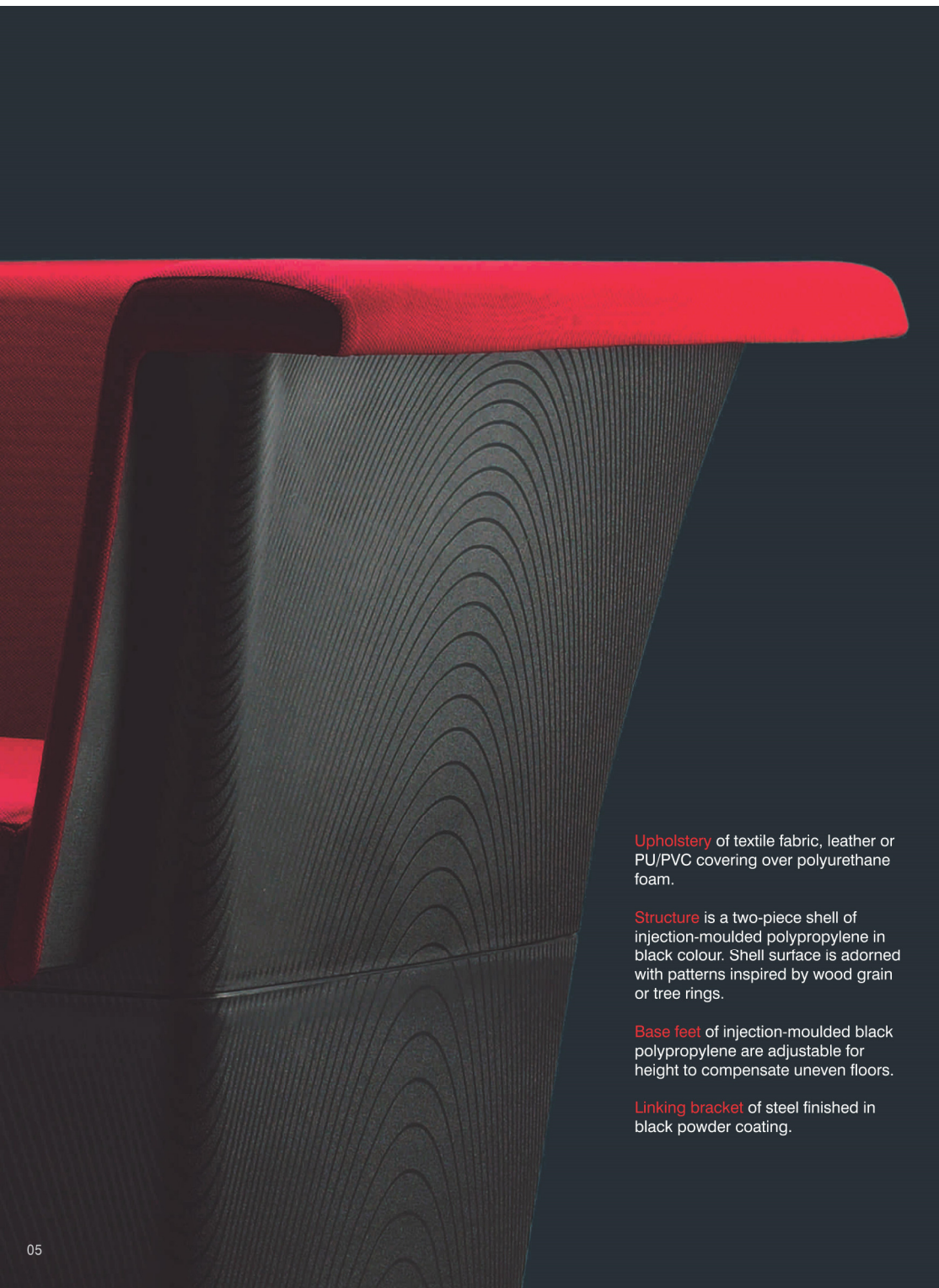


Poufs do not connect to Domino modules, but can be used either individually or arranged together to create a larger array of seats.



Side table, without a base, securely bridges two side-by-side modules via steel brackets.





Upholstery of textile fabric, leather or PU/PVC covering over polyurethane foam.


Structure is a two-piece shell of injection-moulded polypropylene in black colour. Shell surface is adorned with patterns inspired by wood grain or tree rings.

Base feet of injection-moulded black polypropylene are adjustable for height to compensate uneven floors.


Linking bracket of steel finished in black powder coating.

Model


Corner Module
425 NA A00 AY



Linear Module
426 NA A00 AY



Pouf
424 NA A00 AY



Coffee Table
421 NA A00 AY wood top
422 NA A00 AY black glass top



Accessory

Side Table
TS10 black laminate top

